

Scaled data based on original data using  
LM-79-08 Approved Method: Electrical and Photometric Measurements of Solid-  
State Lighting Products

Test Report Prepared for  
Cooper Lighting Solutions  
(formerly Eaton)

Brand: McGRAW-EDISON

Report Number: P948254

Luminaire Tested: **GALN-SB3B-840-U-5NQ**

Issue Date: 1/21/2025

**Test Information**

Test Method: LM-79-08  
Report Number: P948254  
TEST IS SCALED FROM IESNA LM-79-08 TEST DATA (G2-2411-289-18)  
Test Lab: INNOVATION CENTER  
Issue Date: 1/21/2025  
Manufacturer: COOPER LIGHTING SOLUTIONS (FORMERLY EATON)  
Product Line: McGRAW-EDISON  
Catalog Number: GALN-SB3B-840-U-5NQ  
Description: GALLEON AREA AND ROADWAY HIGH DENSITY LED LUMINAIRE  
(3) 80 CRI, 4000K, 450mA LIGHTSQUARES WITH 26 LEDS EACH AND TYPE V NARROW OPTICS  
Light Source: -  
Ballast/Driver: -

**Summary**

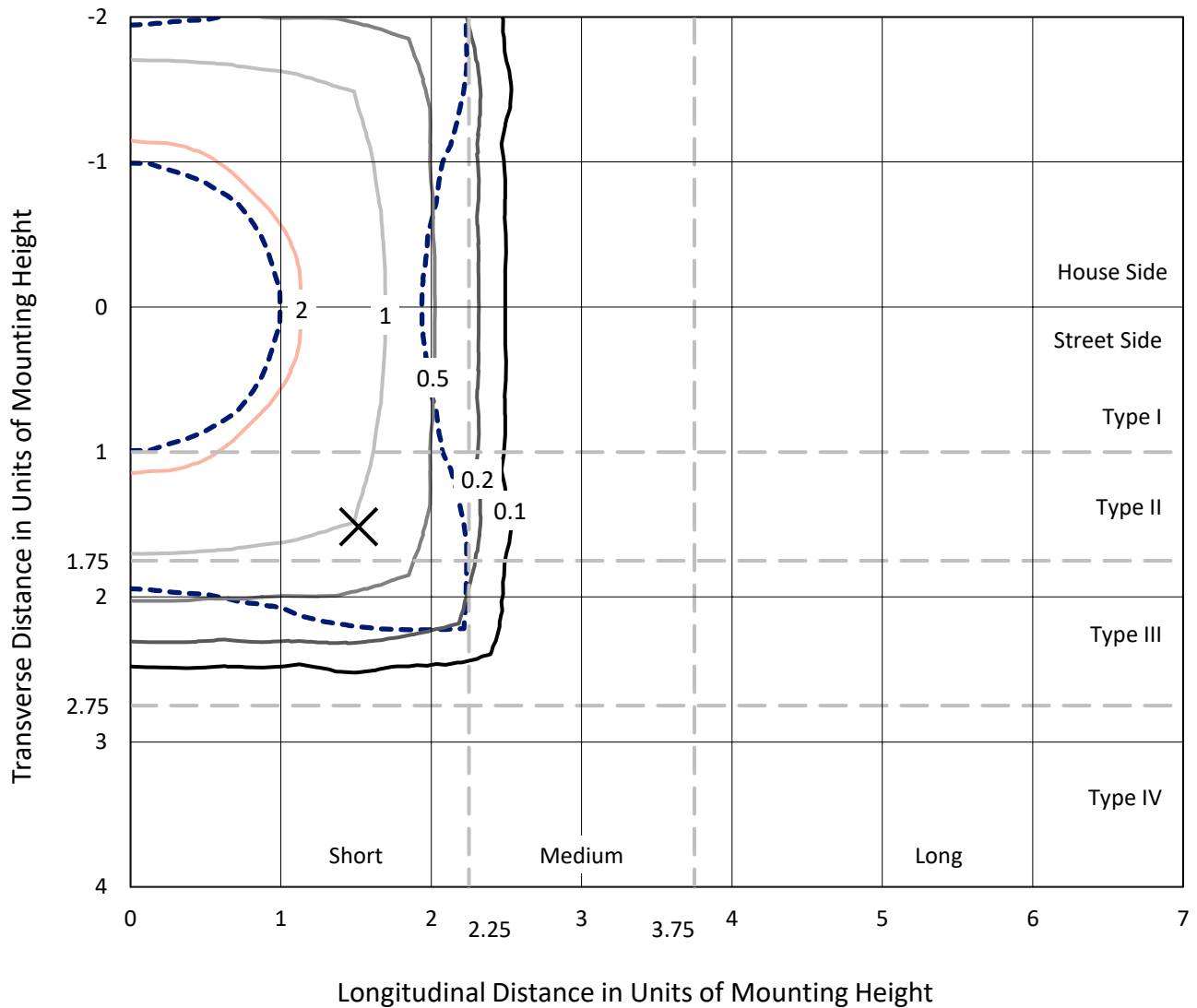
Lumens per Lamp: N/A  
Luminaire Lumens: 16935 lumens  
Efficiency: N/A  
Efficacy: 155.1 lumens/watt  
Luminous Opening: Rectangular (W 1' x L: 1' x H: 0')  
IES Classification: Type V - Short  
BUG Rating: B4 - U0 - G2  
  
Input Watts (W): 109.2  
Input Voltage (V): NR  
Input Current (Ain): NR  
Voltage Rise (V): NR  
Power Factor: NR  
Total Harmonic Distortion (THDi): NR  
Frequency (hertz): 60  
Stabilization Time: NR  
Operation Time: NR  
Ambient Temperature (°C): NR  
Test Distance: 24 FT



REPORT NUMBER: P948254  
 CATALOG NUMBER: GALN-SB3B-840-U-5NQ

### Iso-Footcandle Lines of Horizontal Illumination

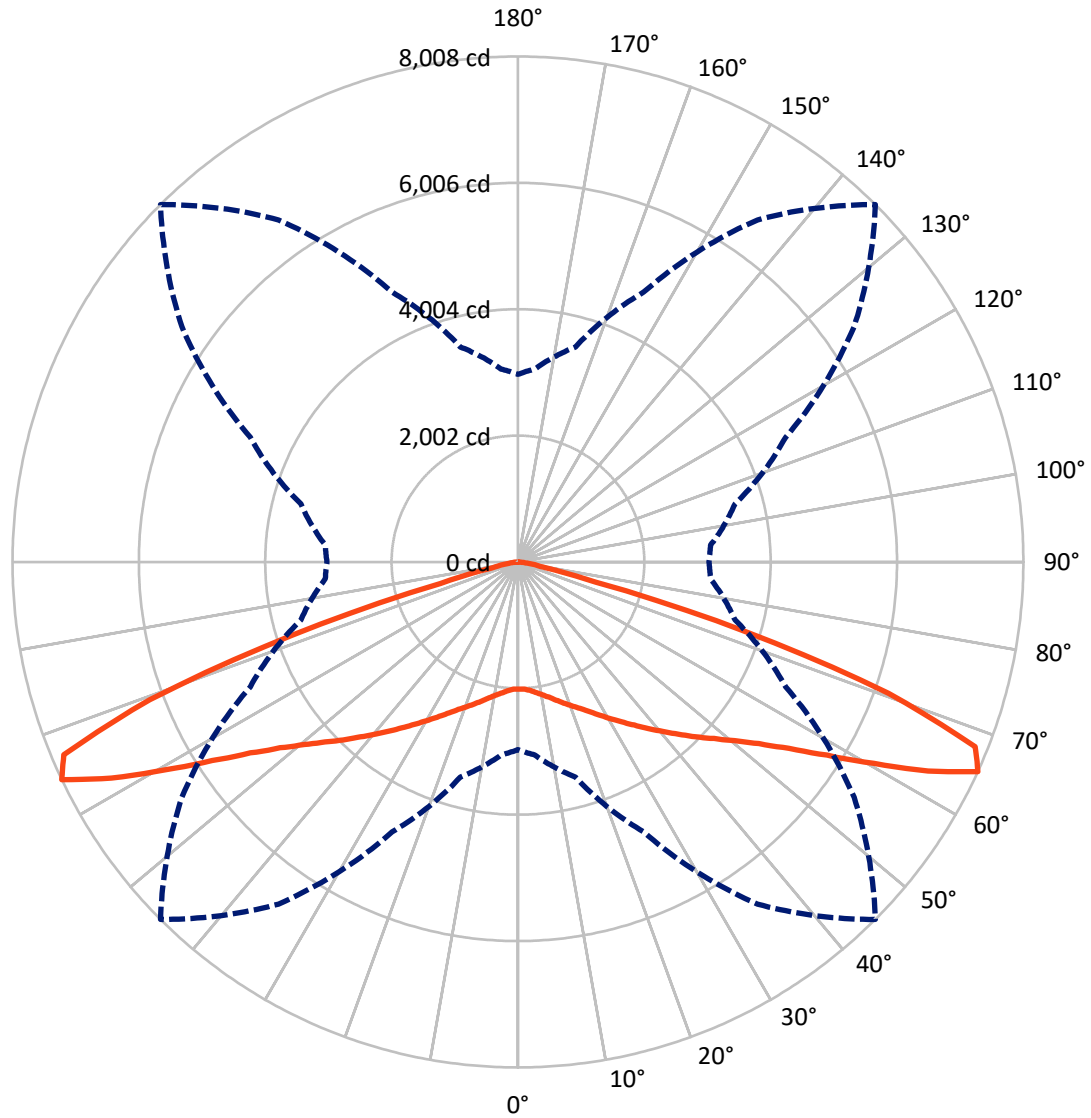
✕ Max cd  
 - - - 1/2 Max cd



Based on 25 foot mounting height. Maximum calculated value = 3.3 fc  
 Type V - Short - N/A

REPORT NUMBER: P948254  
CATALOG NUMBER: GALN-SB3B-840-U-5NQ

### Luminous Intensity Polar Plot



— Vertical Plane Through 45-Deg Lateral      - - - Horizontal Cone Through 65-Deg Vertical

REPORT NUMBER: P948254

CATALOG NUMBER: GALN-SB3B-840-U-5NQ

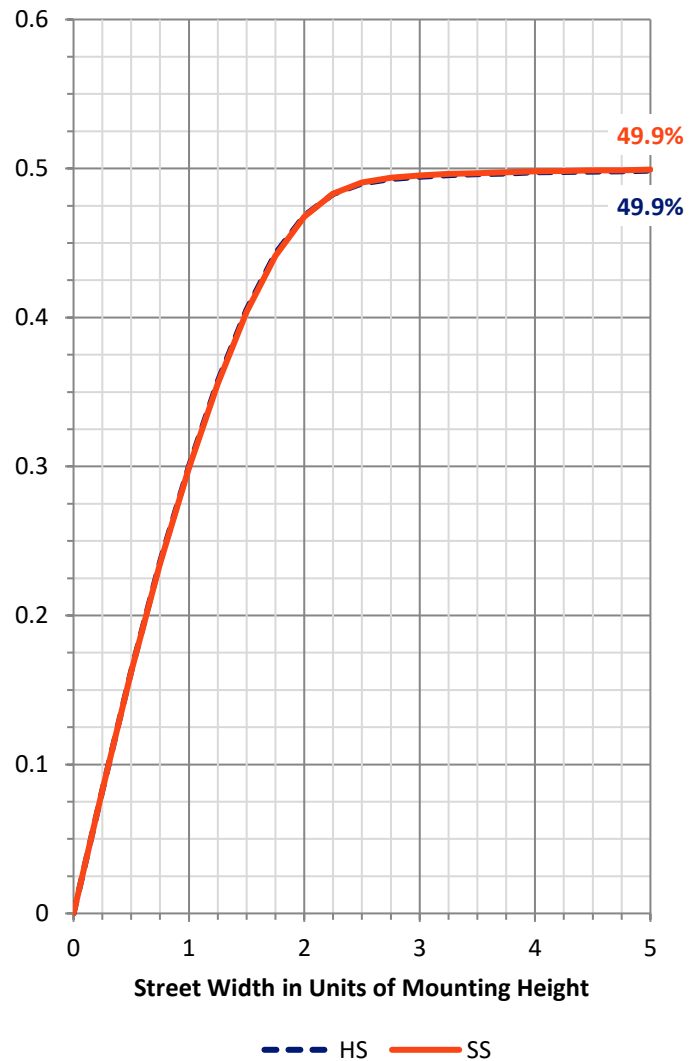
**FLUX DISTRIBUTION:**

		Downward	Upward	Total
<b>House Side</b>	Lumens	8467.5	0.0	8467.5
	% Fixture	50.0	0.0	50.0
<b>Street Side</b>	Lumens	8467.5	0.0	8467.5
	% Fixture	50.0	0.0	50.0
<b>Total</b>	Lumens	16935.0	0.0	16935.0
	% Fixture	100.0	0.0	100.0

**Coefficient of Utilization**

**ZONAL LUMENS:**

Zone	Lumens	% Fixture
0°-10°	198.9	1.2
10°-20°	649.0	3.8
20°-30°	1225.5	7.2
30°-40°	2006.7	11.8
40°-50°	3111.3	18.4
50°-60°	4596.1	27.1
60°-70°	4375.0	25.8
70°-80°	706.0	4.2
80°-90°	66.5	0.4
90°-100°	0.0	0.0
100°-110°	0.0	0.0
110°-120°	0.0	0.0
120°-130°	0.0	0.0
130°-140°	0.0	0.0
140°-150°	0.0	0.0
150°-160°	0.0	0.0
160°-170°	0.0	0.0
170°-180°	0.0	0.0
0°-90°	16935.0	100.0
0°-180°	16935.0	100.0



REPORT NUMBER: P948254

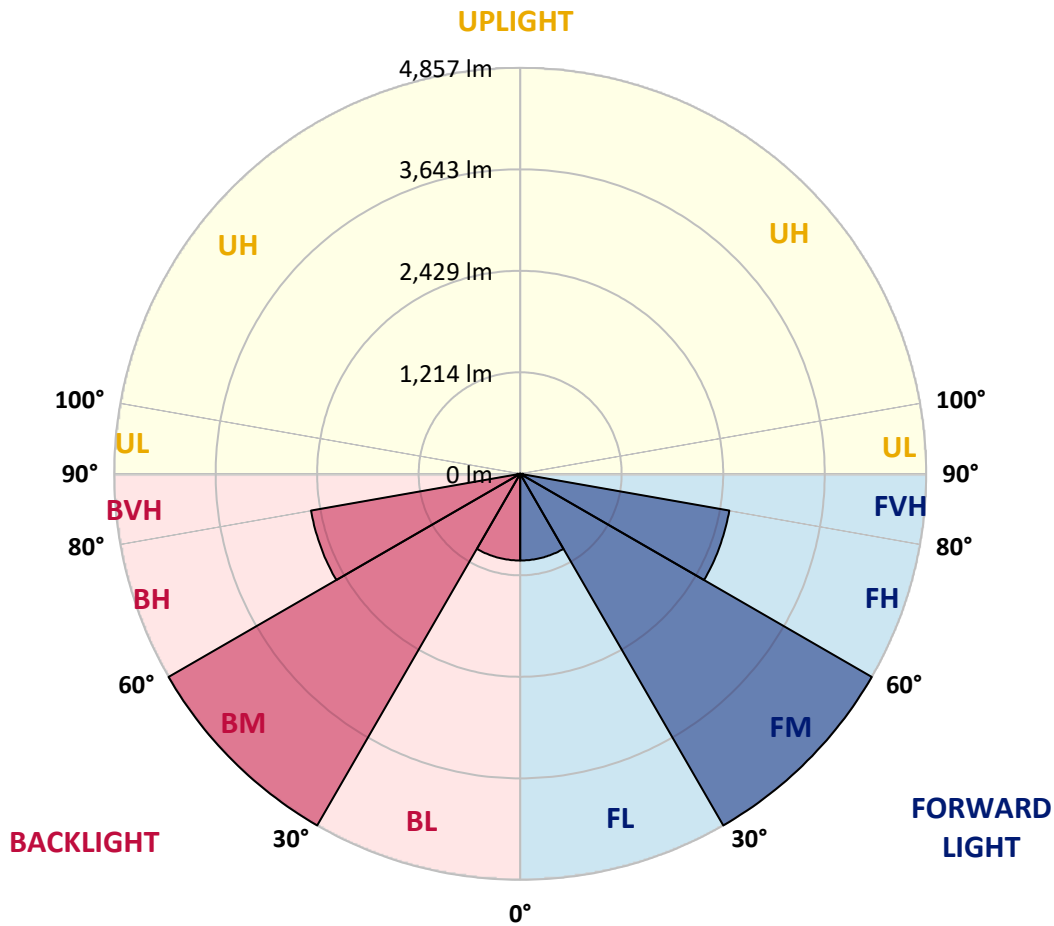
CATALOG NUMBER: GALN-SB3B-840-U-5NQ

**LUMINAIRE CLASSIFICATION SYSTEM LUMEN TABLE AND BUG RATING:**

Zone	Lumens	% Fixture	Zone Rating/Lumen Limit		
			B	U	G
FL (0°-30°)	1036.7	6.1			
FM (30°-60°)	4857.0	28.7			
FH (60°-80°)	2540.5	15.0			G2/5000
FVH (80°-90°)	33.3	0.2			G1/100
BL (0°-30°)	1036.7	6.1	B3/2500		
BM (30°-60°)	4857.0	28.7	B3/5000		
BH (60°-80°)	2540.5	15.0	B4/5000		G2/5000
BVH (80°-90°)	33.3	0.2			G1/100
UL (90°-100°)	0.0	0.0		U0/0	
UH (100°-180°)	0.0	0.0		U0/0	

**BUG Rating: B4-U0-G2**

Type V Short



REPORT NUMBER: P948254  
 CATALOG NUMBER: GALN-SB3B-840-U-5NQ

**CANDELA DISTRIBUTION (FULL):**

	0°	5°	15°	25°	35°	45°	55°	65°	75°	85°
0°	2015.4	2015.4	2015.4	2015.4	2015.4	2015.4	2015.4	2015.4	2015.4	2015.4
2.5°	2029.0	2022.2	2027.3	2023.1	2019.7	2016.3	2018.0	2023.9	2026.5	2027.3
5°	2056.2	2050.3	2052.8	2052.8	2046.9	2045.2	2046.0	2050.3	2055.4	2055.4
7.5°	2100.4	2094.5	2100.4	2097.0	2091.9	2090.2	2089.4	2092.8	2100.4	2100.4
10°	2153.9	2147.1	2150.5	2148.8	2142.9	2140.3	2139.5	2144.6	2151.4	2150.5
12.5°	2212.6	2204.9	2209.2	2204.1	2202.4	2199.8	2199.8	2199.0	2203.2	2199.8
15°	2278.0	2272.9	2274.6	2271.2	2273.7	2272.0	2265.2	2261.8	2263.5	2258.4
17.5°	2355.3	2343.4	2349.4	2347.7	2347.7	2351.1	2340.0	2335.8	2339.2	2334.1
20°	2444.5	2432.6	2435.2	2431.8	2427.5	2430.9	2417.3	2420.7	2423.3	2419.9
22.5°	2542.2	2526.9	2526.1	2527.8	2518.4	2519.3	2509.9	2518.4	2523.5	2514.2
25°	2642.5	2626.4	2637.4	2633.1	2621.3	2623.8	2617.0	2625.5	2629.8	2617.9
27.5°	2748.7	2737.7	2747.9	2750.4	2736.0	2746.2	2736.0	2743.6	2747.9	2730.0
30°	2872.8	2861.7	2871.1	2877.9	2860.9	2877.0	2868.5	2873.6	2874.5	2853.2
32.5°	3007.9	2990.9	3014.7	3018.1	2999.4	3018.9	3007.9	3014.7	3018.9	2990.0
35°	3172.7	3151.5	3178.6	3174.4	3158.3	3174.4	3164.2	3174.4	3184.6	3149.8
37.5°	3350.3	3328.2	3357.1	3349.4	3334.1	3345.2	3339.2	3346.0	3362.2	3324.8
40°	3545.7	3518.5	3557.6	3544.0	3529.6	3527.9	3531.3	3535.5	3556.7	3515.1
42.5°	3754.7	3725.8	3784.5	3763.2	3742.8	3729.2	3740.3	3748.8	3769.2	3722.4
45°	3993.5	3960.3	4036.8	4011.3	3979.0	3951.0	3968.8	3981.6	4011.3	3955.2
47.5°	4256.9	4219.5	4301.1	4293.4	4240.7	4179.6	4220.3	4256.9	4279.0	4211.0
50°	4514.3	4485.4	4592.5	4601.9	4537.3	4451.5	4508.4	4563.6	4569.6	4480.3
52.5°	4755.6	4726.8	4882.2	4940.9	4883.1	4781.1	4841.5	4897.5	4852.5	4737.0
55°	4948.5	4924.7	5122.7	5273.9	5293.5	5209.4	5245.1	5243.4	5095.5	4917.9
57.5°	4995.3	4991.9	5241.7	5562.0	5765.9	5776.1	5705.6	5525.5	5206.8	4968.1
60°	4782.8	4804.1	5147.3	5712.4	6256.2	6482.2	6177.2	5663.1	5080.2	4748.8
62.5°	4147.3	4203.4	4617.1	5528.8	6652.1	7294.5	6555.3	5454.1	4560.2	4127.7
65°	2972.2	3069.9	3527.0	4718.3	6616.4	8008.2	6500.9	4680.0	3561.0	3062.2
67.5°	1348.4	1447.8	1836.2	3230.5	5751.5	7814.5	5737.9	3264.5	1927.9	1452.9
70°	488.6	505.6	630.5	1293.2	3675.7	6226.4	3832.9	1302.6	670.4	538.7
72.5°	295.7	298.2	324.6	463.1	1277.1	3780.2	1331.4	478.4	331.4	294.0
75°	187.8	186.1	231.1	282.9	452.9	1275.4	475.0	282.9	230.3	209.9
77.5°	135.1	139.3	165.7	211.6	285.5	432.5	280.4	202.2	165.7	135.9
80°	101.1	103.7	120.7	164.8	200.5	269.3	178.4	149.5	124.9	85.0
82.5°	73.1	73.1	79.0	119.8	122.4	145.3	96.9	105.4	82.4	60.3
85°	43.3	42.5	49.3	71.4	63.7	53.5	44.2	64.6	51.8	37.4
87.5°	15.3	16.1	15.3	20.4	17.0	14.4	13.6	17.8	14.4	12.7
90°	0.0	0.0	0.0	0.0	0.0	0.0	0.0	0.0	0.0	0.0

(END C

90°
2015.4
2027.3
2055.4
2097.9
2148.8
2201.5
2259.3
2338.3
2427.5
2523.5
2631.5
2743.6
2866.0
3009.6
3171.0
3347.7
3528.7
3747.1
3984.1
4233.9
4491.4
4740.3
4923.9
4952.8
4709.8
4102.2
3025.7
1431.7
531.9
299.1
211.6
138.5
87.5
60.3
36.5
11.9
0.0

OF REPORT)